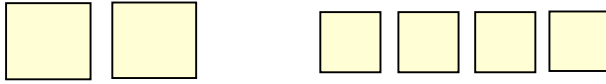


Ohio Star – 12 inch Block

The Ohio Star is a nine patch with quarter square units in the middle of the side. You will need background fabric, and one value of the other color.

Cut

Four 4 1/2 inch squares and two 5 1/2 inch squares of the background fabric.

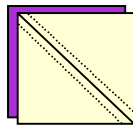


One 4 1/2 inch square and two 5 1/2 inch squares of the other value color

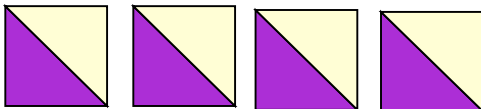


Assembly

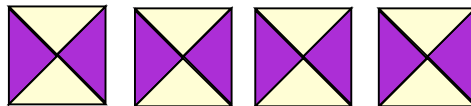
Mark a diagonal line on the two 5 1/2 inch background squares. Match with the two other value 5 1/2 inch squares and sew a scant 1/4 inch from the line. Cut on the drawn line and press towards the background fabric.



Resulting four half square units

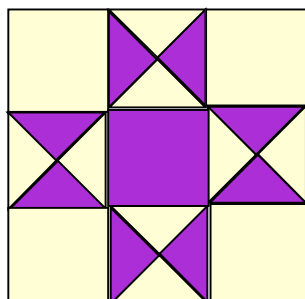


Draw a diagonal line on the two of the half square units and layer onto the other half square units making sure the two seams snuggle up together. Sew a scant 1/4 inch from the drawn line. Cut on the drawn line. Resulting in four quarter square units.



Trim these four units to 4 1/2 inches with the center of the block at 2 1/4 inches.

Assemble the block.

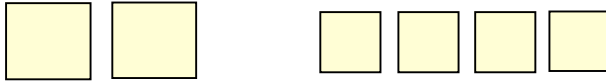


Ohio Star – 9 inch Block

The Ohio Star is a nine patch with quarter square units in the middle of the side. You will need background fabric, and one value of the other color.

Cut

Four 3 1/2 inch squares and two 4 1/2 inch squares of the background fabric.

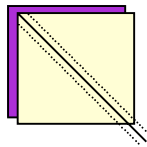


One 3 1/2 inch square and two 4 1/2 inch squares of the other value color

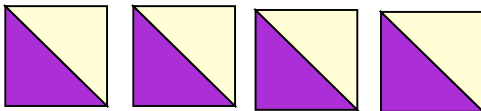


Assembly

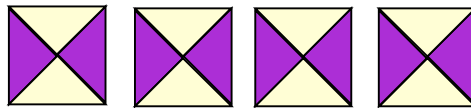
Mark a diagonal line on the two 4 1/2 inch background squares. Match with the two other value 4 1/2 inch squares and sew a scant 1/4 inch from the line. Cut on the drawn line and press towards the background fabric.



Resulting four half square units

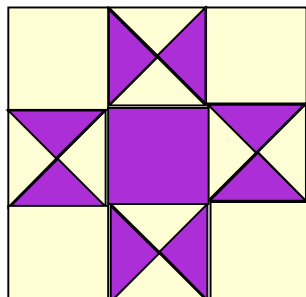


Draw a diagonal line on the two of the half square units and layer onto the other half square units making sure the two seams snuggle up together. Sew a scant 1/4 inch from the drawn line. Cut on the drawn line. Resulting in four quarter square units.



Trim these four units to 3 1/2 inches with the center of the block at 1 3/4 inches.

Assemble the block.



Different size blocks from the Double Friendship Star Block

6-inch block -

Four $2\frac{1}{2}$ and two $3\frac{1}{2}$ background

One $2\frac{1}{2}$ and two $3\frac{1}{2}$ other value

3 inch block -

Four $1\frac{1}{2}$ and two $2\frac{1}{2}$ background

One $1\frac{1}{2}$ and two $2\frac{1}{2}$ other value